

**ELITE**  
**TWINLOCK**

**301.7D CR**



**FULLY AUTOMATIC**  
**QUICK HITCH & HOISING KIT**  
**FOR ALL CAT 301.7D CR EXCAVATORS**

Available from all CAT Dealers




# ELITE TWINLOCK

# 301.7D CR

Improve your Workplace Safety with an

# ELITE TWINLOCK AUTOMATIC QUICK HITCH

Compliant with AS4772-2008, ISO 13031-2012 & all NSW Position papers



## **CUSTOM DESIGNED.**

Specifically for the **CAT 301.7D CR** hydraulic excavator.

## **FULLY AUTOMATIC.**

No manual safety pin required.

## **TWIN-LOCKING.**

Independent locking on the **Front & Rear** attachment pins.

## **SIMPLE DESIGN.**

Only 3 main parts - **Body - Slide - Cylinder.**

## **INTEGRAL LIFTING EYE.**

Fitted with a certified steel plate lifting eye.

## **ROBUST CONSTRUCTION.**

Manufactured from thick plate sections using **800 MPa High Strength** steel plate.

## **MATCHED COLOUR.**

Colours match the CAT Yellow.

## **HYDRAULIC HOISING KIT.**

Supplied with a full hydraulic **Hosing Kit** including a comprehensive **Installation Manual.**

## **PRESSURE REQUIREMENTS.**

Hitches can be run off either machine main pressure or pilot pressure.

## **ATTACHMENT PINS.**

Hitches connect to the excavator using OEM-supplied pins.

## **HYBRID HITCHES.**

Available in hybrid arrangements with different pickups at the bottom end of the hitch.

## **AVAILABILITY.**

Available from all CAT new equipment dealers around Australia & New Zealand.